

## GRADE – IV HOLIDAY HOME WORK

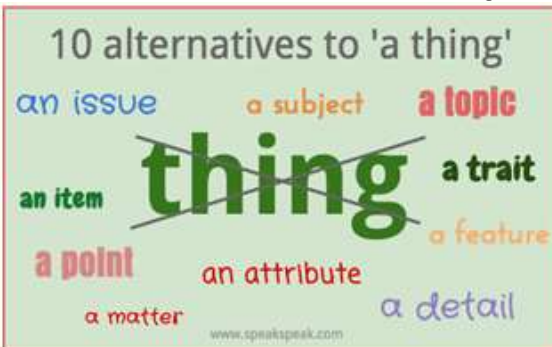
### ENGLISH

#### Task-1: The magic of words

This summer holidays gift yourself a **THESAURUS**. Explore it and be a master of words.

Find out strong alternatives for some of the common words that we use on daily basis like happy, angry, sad, brave, strong, said, important, ugly, big, tired, funny and afraid. Make a pocket-size booklet of those words and their alternatives (one word per page). You will be able to use this book throughout the year to

develop your vocabulary and writing skills



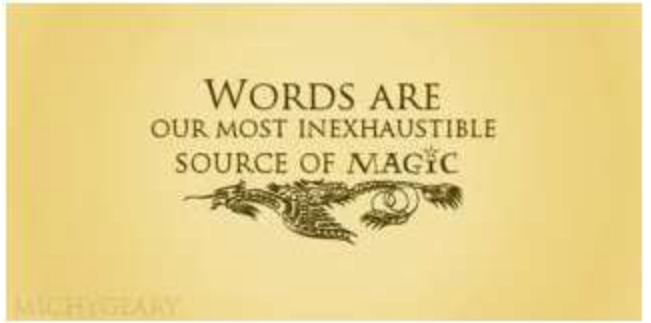
#### Task-2: Character profiles:

You need –Movie INSIDE OUT, a SCRAPBOOK (Store bought or homemade using colored A4 Papers)

WATCH THE ENGLISH MOVIE- 'Inside out'

Prepare character Profiles of each of the characters in the movie.

Sketch/Print picture of each of the character and create their profiles by describing their name, personality, appearance, their role in the movie, their likes, and dislikes. Use as many strong alternatives as possible, minimum -8 lines should be written about each character.



### MATHEMATICS

1. Find the length of the top ten longest rivers of the world and write the length in Indian and international system of numeration.
2. Draw a Venn Diagram on an A4 sheet, showing the similarities and differences of India and its neighbouring countries (You can compare 4– 5 countries).
3. Activity:

There are some of the important numbers and information that we need to know in our day-to-day life. Write the Numbers of following:-

- a. Any four wheeler if you have.
- b. Any two wheeler if you have
- c. Last five digits of your parent's Mobile numbers
- d. Landline number if you have.
- e. Your area Postal pin code

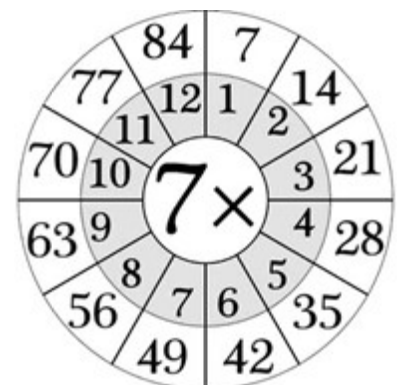
Write the numbers on A4 sheet paper, Arrange these numbers in ascending order, write the numbers in expanded form and Write the number names of each number.

4. Learn the tables from 2 to 12.

Make a spinning wheel showing any of the multiplication table

Of your choice from 2 to 12

You can use a thick chart paper or a cardboard sheet to make



this spinning wheel.

Take the guidance of your parents and use the scissors to cut, under the supervision of your parents only

5. Make a mini Mathematics dictionary using waste paper or old greeting cards. Pick up 10 words used in Mathematics and write them down along with their meaning. ( You may refer to your mathematics book)

Submit your holiday homework on the date of reopening.

## SCIENCE

1) Write the different meals you take per day and find the nutrients present in the food , note your recordings in the given table for two weeks. Also find out how these nutrients help you grow

Meal / Day		Sunday	Monday	Tuesday	Wednesday	Thursday	Friday	Saturday
Breakfast	Food Taken							
	Nutrients							
	Function							
Snack	Food taken							
	Nutrients							
	Function							
Lunch	Food taken							
	Nutrients							
	Function							
Snack	Food taken							
	Nutrients							
	Function							
Dinner	Food taken							
	Nutrients							
	Function							

2) Vaccinations are vital to prevent children from dangerous illnesses. Make an immunization or vaccination schedule on A4 sheet for the children from birth till the age of 12 years.

3) Make a skeleton of any animal or bird of your choice using silver foil or straws and paste it on a black A4 size chart.

SOCIAL

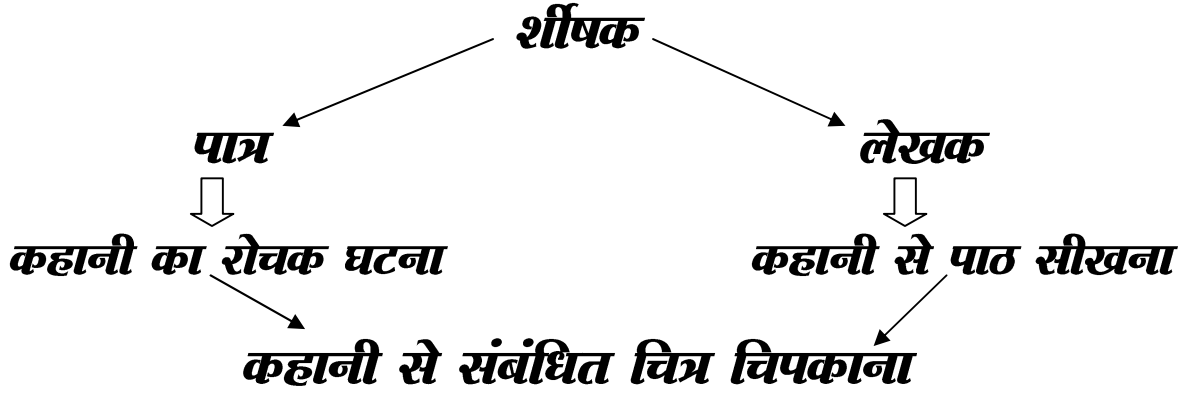
1) Research on India and its neighbouring countries and note the following in a tabular format full size paper.

Name of the country	India	Pakistan	China	Bangladesh	Nepal	Bhutan	Sri Lanka	Myanmar
Capital								
Flag								
Currency								
Prime minister								
President								
Population								
Tourist attractions								
Major crops								
Major industries								
Food								
Clothing								
Festivals								
Nuclear power								

2) India and Pakistan have been fighting over the region since both countries gained independence in 1947. Research and create a timeline of the Kashmir conflict from 1947 with the key dates in the conflict until the latest Pulwama attack. Make your work more interesting by adding pictures on a chart. This project can be done in a scrap book or create a book of your own by adding coloured pages as per requirement.

\* पाठ्य पुस्तक के पाठ - २ कहानी पढ़कर नक्शा बनाइए ।

\* आप के मन परसंद किसी एक सब्जी का चित्र चिपकाकर उसके बारे में दस वाक्य लिखिए ।



ఈక్రింది చిత్రమును పరిశీలించి,తారుమారుగా ఇచ్చిన వాక్యాలను సరైన క్రమంలో పెట్టి కథను వ్రాయుము.

ఎలుకకి సిం హంతో స్నేహం చేయాలని ఉండేది.

ఒక అడవిలో ఒక ఎలుక,సిం హం ఉండేవి.

వలలో చిక్కుకున్న సిం హమును ఎలుక చూసింది.

తన పళ్ళ తో వలను కొరికి సిం హాన్ని రక్షించింది.

ఒక రోజు వేటగాడు వేసిన వలలో సిం హం చిక్కుకుంది.

సిం హం ఎలుకను నీకు నాకు స్నేహం ఏమిటి,అని ఎలుకను తక్కువగా చూసింది.



FEEDBACK FORM

(To be filled in by parent and student after discussion with each other)

1. The Holiday's Homework was: [     ]

a) Lengthy                      b) Short                      c) Appropriate

2. You required help: [     ]

a) Continuously                      b) Occasionally                      c) Never

3. The time given to complete the assignment was: [     ]

a) Appropriate                      b) Too less                      c) Too much

4. The information required was: [     ]

a) Easily available                      b) Difficult to find

5. Did your child enjoy doing the Homework? If 'Yes', why and if 'No' why not?

---

---

6. The most interesting part of the homework was.....

---

---

7. While doing the homework, I learnt.....

---

---

8. Which of the activity did your child enjoy the most?

---

---

9. What other activities would you like to do with your child during holidays?

---

---

10. How do you think your child benefited through holiday homework?

---

---

-- To be submitted to the Class Teacher on the day of reopening after Summer Vacation--